


How to Check for Tuition Refund Dates

1. Log into MyMHCC
2. Click on “Register for classes”

Frequently Used Links

- Online Orientation
- Navigate for Students
- Register for Classes 
- Satisfaction Survey
- Financial Aid
- View my Term Schedule and Course/Fee Statement
- View my Degree Audit

3. Go to “Add/Drop Courses” and click on link



Add/Drop Courses

Add/Drop

Alert: Student Registration is open from 02/03/2022 to 06/11/2022.

Current Term: Spring Term - 2022

Add Period Open / Drop Period Open

 [Add/Drop Courses](#)  [Course Search](#)

Your Schedule (Registered)

Course	Title	Status
--------	-------	--------

4. Scroll down to bottom of page and see your schedule. The last date to drop with a refund for each of your classes is displayed in the last column.

Your Schedule (Registered)

Drop	Swap	Title	Title	Schedule	Location	Credits	Grading Type	Last Refund Date
<input type="checkbox"/>	<input type="radio"/>	BA101-01	Introduction to Business	MW 01:10-03:00PM	E - Campus Scheduled Online Meeting	4.0	Letter Grade	04/03/2022
<input type="checkbox"/>	<input type="radio"/>	HD101-80	On Track for College Success	W 03:10-05:00PM	E - Campus Scheduled Online Meeting	2.0	Letter Grade	04/08/2022
<input type="checkbox"/>	<input type="radio"/>	HE252-H3	First Aid: Responding to Emergencies	TR 00:00-00:00AM 00:00-00:00AM	MAIN Campus Physical Education 108(5/24/2022-5/26/2022) E - Campus .	3.0	Letter Grade	05/04/2022

